

RECOGNIZED AS
ENERGY STAR®
MOST EFFICIENT 2023!!

PRESERVATION®

H I G H - P E R F O R M A N C E W I N D O W S



Where BEAUTY *and* FUNCTION MEET

SUPERB QUALITY, IMPECCABLE STYLE




PRESERVING



Our Dealers are DESIGN SPECIALISTS *and* LICENSED CONTRACTORS

CHARACTER . . .
TAKES CHARACTER



WE ARE PRESERVING THE CHARACTER OF YOUR HOME

THAT'S WHY PRESERVATION IS OFFERED ONLY THROUGH AN EXCLUSIVE DEALER NETWORK.

We continually strive to meet the demands of homeowners who, like you, want the best. Our Preservation dealers are Dealers of Distinction, with one goal: PRESERVING THE CHARACTER OF YOUR HOME and your peace of mind.

Ours are the dealers who look beyond just selling products. They're much more. They're home improvement Design Specialists who possess the expertise to match the Preservation products that specifically suit your home's character and uniqueness.

When you choose Preservation, you not only get exceptional siding and windows, you get an exceptional dealer.

Preservation Windows and Siding aren't ordinary residential building products. Intensive research and development give you superior beauty and uncompromising quality. So it makes sense that you can get Preservation products only from dealers who meet the same standards. We call them Dealers of Distinction and we think that they, and our products, will be the perfect fit for you and your home.

PRESERVATION IS PREMIUM

Your Preservation Windows are backed by an industry-leading Lifetime Limited, Transferable Warranty* – a written pledge of lasting quality and value. Equally important, you also can be assured your Preservation Dealer of Distinction has a proven reputation for professionalism and strength of character, as well as these other outstanding attributes:

- High-Quality Installation and Service Standards
- Expertise in Design and Troubleshooting
- Established, Reliable – Takes Pride in Their Work
- Results-Oriented Consulting for Energy Solutions
- Solid Reputation in the Community and Industry
- High Rate of Customer Referrals

Superior service is part of the Preservation experience, and Dealers of Distinction pass the true test of customer care. Because of the value placed on building a long-term relationship, service does not end after installation of the product. Extra attention to technical, product and customer support are efforts that distinguish your authorized dealer from ordinary contractors.




DON'T JUST TAKE OUR WORD FOR IT

"We just love our 30-year-old 'new' house. The experience with the window and siding installation crew was a pleasure. They truly went out of their way to make it fast and easy."

"Professionalism, attention to detail, friendliness and a genuine concern for our well-being are just a few of the characteristics shown by your installation team. Your product is by far the best of the six companies I examined in the four months previous to our meeting. You can be assured of good reviews and wholehearted recommendations to all with whom I come in contact!"

"Our new siding and windows are beautiful and we are extremely happy. Every aspect of our project went as advertised and as the sales representative led us to expect. The installer's attention to detail, professionalism and friendly attitude was refreshing."

THE PRESERVATION COLLECTION



WINDOWS



SIDING



ACCENTS

EXCEPTIONAL WINDOW DESIGN AND FUNCTION

Preservation Windows encompass all of the hallmarks of exceptional window design, in custom styles to beautifully complement your home's architecture. Designed for increased energy efficiency and generations of worry-free enjoyment, these masterfully crafted windows will help reduce your heating and cooling use and create a more comfortable indoor climate.²

Every Preservation Window is custom-built to precise specifications with premium-grade materials and endorsed by a Lifetime Limited, Transferable Warranty.*

IntegraWeld Fusion Welding

Every sash and masterframe corner of the Preservation Window features IntegraWeld Fusion Welding, a technologically advanced method that produces full-contact welding points for superior strength and a clean finished look.



Progressive Efficiency Sash and Masterframe Insulation

The premium vinyl resin used in the construction of the windows provides superior energy efficiency. But we've taken thermal performance even further by incorporating Progressive-Efficiency high-density carbonized polystyrene foam enhancement.



Renovation **MASTERFRAME**

The beveled exterior masterframe on Preservation Double-Hung, Sliding and Casement Windows is precision-engineered to ensure that proper installation will look great and perform great for generations to come.




EvenForce Balance System

Preservation Double-Hung Windows feature the EvenForce block and tackle balance system. This system ensures smooth and easy sash opening and closing and has been rigorously tested for decades of operation.



MAXUM33 Fiberglass Sash Reinforcement

The Maxum33 fiberglass sash reinforcement in Preservation Double-Hung and Sliding Windows adds extra strength to the sash meeting rails to help prevent flexing during heavy winds.



BETTERVUE®

BetterVue® screens do for your windows what high-definition technology has done for television: they enhance the view by making it sharper and more brilliant. You'll have better airflow, a clearer view and superior insect protection versus standard fiberglass screens.



TrueCapture Sloped Sill

Preservation Double-Hung Windows feature a TrueCapture sloped sill. This innovative design incorporates the elegant look of a traditional sloped sill with the energy-efficient properties of a capture sill.



Lifetime Limited Warranty

Peace of mind. It should be the result of any good home remodeling project. Every Preservation Window is backed by a Lifetime Limited, Transferable Warranty* to provide you with years of worry-free comfort.





WHILE A WINDOW'S BEAUTY CAN NEVER BE EXPRESSED IN NUMBERS . . . ITS PERFORMANCE CAN

AIR INFILTRATION

Preservation Windows are tested for air infiltration using the industry's rigorous air infiltration resistance testing procedure. Test ASTM E283.



AIR INFILTRATION
PASS

WATER-RESISTANCE

Preservation Windows are subjected to a driving water spray of five gallons per hour/per square foot (equals rainfall of eight inches per hour) at a simulated wind speed of over 51 mph. Test ASTM E547.



WATER-RESISTANCE
DP45

STRUCTURAL LOAD

Preservation Windows are subjected to interior (negative) and exterior (positive) structural load conditions simulating a wind speed of over 162 mph. Test ASTM E330.



STRUCTURAL LOAD
DP45

PRESERVATION WINDOWS ARE BUILT TO WITHSTAND THE TEST OF TIME AND MOTHER NATURE . . . AND CERTIFIED TO PROVE IT



American Society for
Testing and Materials

Preservation Windows are certified by subjecting them to the battery of ASTM (American Society for Testing and Materials) tests for air infiltration, water-resistance and structural load. These tests are part of the accepted industry standard for windows. (North American Fenestration Standard)



FGIA (Fenestration and Glazing Industry Alliance) voluntary standards establish testing parameters for the performance of windows and doors. Representatives from an FGIA accredited test laboratory witness all testing. Test results are then reviewed by the FGIA Certification Program's independent, third-party validator for compliance with the specification. The product is then authorized for certification.

INSULATING GLASS CERTIFICATION COUNCIL



The Insulating Glass Certification Council (IGCC) is a non-profit organization jointly established in 1977 by manufacturers, consumers, specifiers and others concerned with the quality and performance of insulating glass units. IGCC sponsors and directs an independent, true third-party certification program. Periodic accelerated laboratory tests, per American Society for Testing and Materials (ASTM) specifications, and unannounced plant quality audits and inspections assure the quality and performance of sealed insulating glass products.

Performance testing above based on 36" x 60" and 36" x 72" sized units. Note: DP and PG ratings may differ based on whole window performance.

THE TEST OF GREAT
DESIGN — WHEN BEAUTY
AND FUNCTION MEET. YOU
SEE IT IN THE ELEGANCE
OF ITS BEVELED
MASTERFRAME, IN THE
ENERGY EFFICIENCY
OF ITS TRUECAPTURE
SLOPED SILL AND IN
THE SMOOTH OPERATION
OF ITS EVENFORCE
BLOCK AND TACKLE
OPERATING HARDWARE.



A MORE SUSTAINABLE CHOICE

Vinyl windows possess a variety of sustainability benefits. Here are a few reasons why:

- Low-maintenance vinyl windows never need to be painted, stained or stripped, which eliminates the environmental impact from the paint and stain, including their potential release to the environment.
- We recycle in-plant vinyl scrap, further diverting waste from landfills.
- Vinyl window products generally weigh less than other substrate window products, requiring less energy consumption per mile during transportation.
- Vinyl's durability is an important environmental benefit – the longer a product lasts, the less energy and other resources must be expended to make and install replacement products.³



IT'S THAT EASY BEING GREEN

IT'S EASIER THAN YOU IMAGINE TO GO GREEN WHEN IT COMES TO YOUR HOME

Perhaps when you think of green building, it requires installing solar panels and building with products derived entirely from recycled materials. Actually, it's as simple as choosing a quality vinyl window, such as Preservation High-Performance Windows.

The U.S. Green Building Council (USGBC) has established The Leadership in Energy and Environmental Design (LEED) Green Building Rating System to encourage and accelerate green building practices across the building industry. LEED® for Homes is the nationally accepted benchmark for design and construction in the housing market.

Preservation High-Performance Windows are the smart choice when considering green building practices because they may be eligible for credit in various LEED green building programs.

WITH PRESERVATION, YOU'LL USE LESS ENERGY AND CONSERVE NATURAL RESOURCES

Thoughtfully designed with ultra energy-efficient glass technology and integrated insulating components, Preservation Windows are a more sustainable choice for today's homes.

LESS WASTE, MORE PRODUCT

Preservation Windows and Patio Doors are performance-engineered to help conserve energy and reduce the consumption of fossil fuels used for heating and cooling homes. Using less energy to heat and cool your home not only saves money, it can reduce your home's carbon footprint as well. High-quality products with a long lifespan can also help lessen your impact on the environment.

Protecting our natural resources and choosing more sustainable products are just a few ways we can help safeguard our planet. Together, we can encourage ecological well-being with everyday actions of environmental stewardship.

A GREEN HOME CAN BE A HEALTHIER HOME

The SST™ Foam Spacer used in every Preservation Window is warmer at the edge of the insulated glass unit. This, in turn, helps to reduce condensation that can lead to mold and an unhealthy environment.



SUPERIOR WINDOW TECHNOLOGY



Triple-pane glass option shown.

Preservation Windows incorporate cutting-edge design innovations to deliver superior performance and enduring style. Take a closer look at the structural integrity, insulating components and aesthetic appeal of this exceptional window.

1. Premium vinyl masterframe and sashes won't chip, peel, crack or warp. The extruded color is formulated throughout so the beautiful luster lasts.
2. Foam-enhanced masterframe and sashes for added insulation.
3. Integral multi-chamber design provides insulating air spaces for increased thermal efficiency.
4. Quad 4 fin seal weatherstripping concealed in the header provides increased protection and enhanced aesthetics.
5. Double lift rails are integrated into the sash for a smooth, continuous frame; ensures easy operation and stability.
6. Optional triple-pane insulated glass unit⁴ with sealed air space improves year-round performance. (Double-pane glass is standard.)
7. SST structural foam spacer saves energy by reducing the conduction of heat at the edge of the glass for improved thermal performance and longevity.
8. Interlock at sash meeting rails provides a strong seal against air infiltration.
9. Polyurethane fiberglass reinforcement in the sash meeting rails increases structural performance.
10. Coved contoured glazing bead provides added protection and a neat finished look.
11. TrueCapture sloped sill helps water drain to the exterior while enhancing protection from water and air infiltration.
12. Hidden screen track for clean lines and added beauty.

ADDITIONAL FEATURES

- Fusion-welded sashes and masterframe increase durability and rigidity; tough, extra-thick extrusion walls provide superior welding strength.
- Dual vent stops offer a limited and convenient opening of the window for ventilation.
- Full balance covers help protect against air infiltration while adding a finished look to the window frame.
- EvenForce block and tackle balance system for smooth and easy operation of the sashes. (Double-hung windows only.)
- Tilt-in top and bottom sashes offer convenient cleaning access from inside the home. (Double-hung windows only.)
- Triple-barrier weatherstripping delivers superior protection from air and water infiltration.
- Dual-durometer exterior glazing bead provides excellent watershed and enhanced beauty.
- Half screens are standard; optional full screens are available.⁵

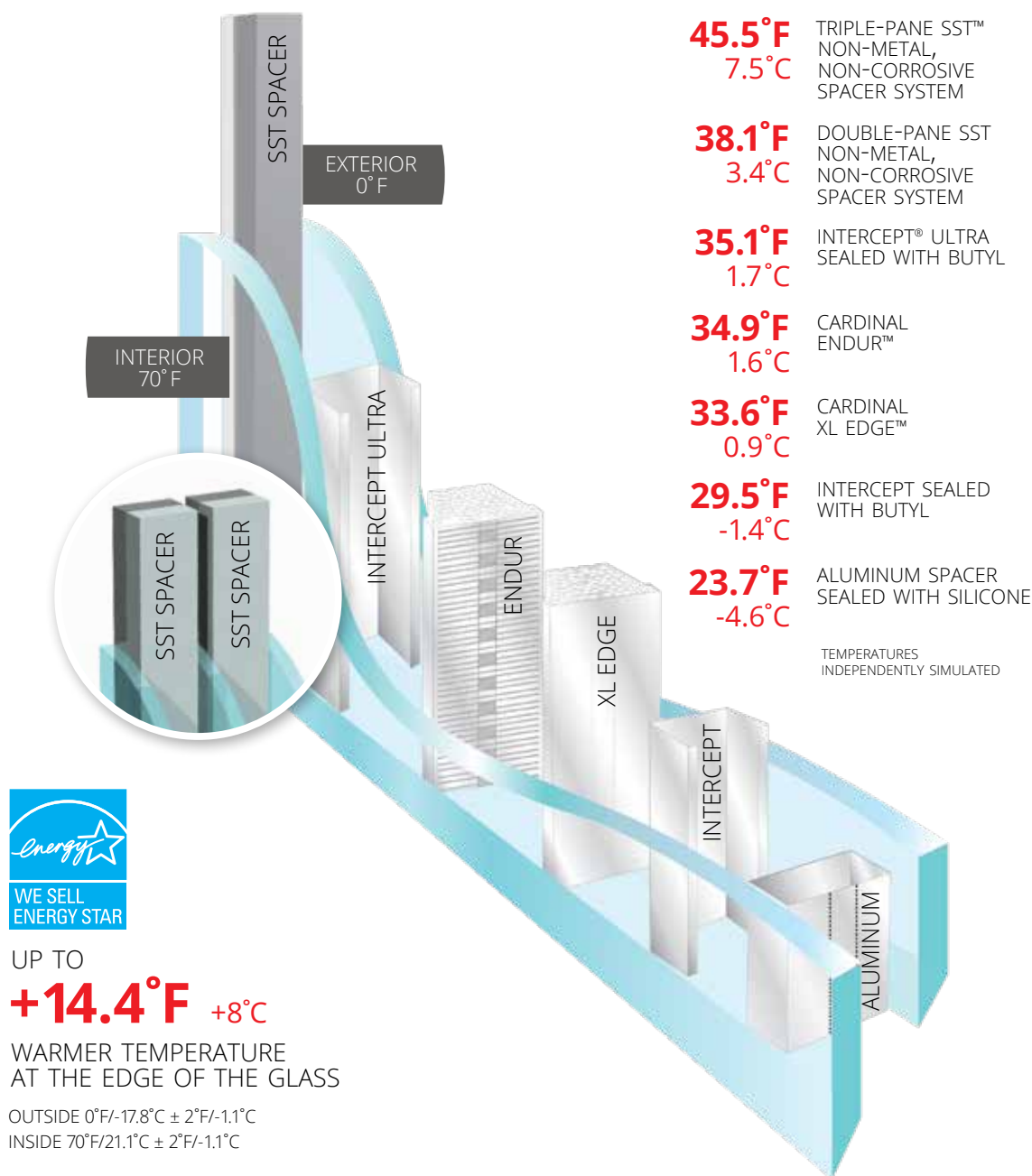
WINDOW OPTIONS

- ENERGY STAR®-certified EnergyMaxx insulated glass packages.
- Decorative grids and V-grooved cut glass patterns.
- Exterior colors and interior woodgrain laminates for custom appeal.
- Elegant metal-finish handles and hardware.

HIGH-PERFORMANCE SST SPACER SYSTEM

Lower energy bills and improved indoor comfort are two of the primary considerations involved in choosing new windows for your home. Preservation's EnergyMaxx insulated glass packages enhance both. By combining our SST Spacer System with a glass unit of UV-filtering Low-E glass and argon or krypton gas, we have created a high-performance glazing system that provides exceptional energy efficiency and comfort.

COMPARISON OF GLASS EDGE TEMPERATURES AMONG VARIOUS SPACER SYSTEMS



Simulations sponsored by Quanex Building Products and performed by WSP Canada Ltd. using Window 7.4 and Therm 7.4, according to NRFC 100-2014 and NRFC 200-2014. All models were 1200 x 1500 mm (approx. 48" x 60") and NFRC-2010 conditions -0°F outside, 70°F inside – were used for all simulations. Low-E glass for double-pane IG was Cardinal Low-E² 270; Low-E glass for triple-pane IG was Cardinal Low-E³ 366. All air spaces 0.500" wide, with 90% argon fill. Doubles were modeled as IG units only and in Mikron 1400 series SSTDH; triples were modeled as IG only and in Mikron 10700 (EnergyQuest) series SSTDH. Secondary sealant materials and depths are as listed. Temperature values shown are from modeling results, and were measured at the sightline (SL) and at 0.5" above the sightline (SL+1/2"). SST is a trademark of Associated Materials. Intercept is a registered trademark of Vitro Architectural Glass. XL Edge and Endur are trademarks of Cardinal Glass Industries. [QBP17M00614] Spacer performance results courtesy of Quanex Building Products.

SUPERB COMFORT AND EFFICIENCY

Tired of messy condensation and the damage it causes? Inferior “cool-edge” metal-to-glass spacer systems promote condensation at the window edge where the glass insulates least effectively. Occurring most often in well-insulated and weathertight homes, this condensation can be damaging to woodwork and draperies and can lead to mold and mildew. The SST spacer’s non-metal design helps prevent condensation – keeping your windows looking great all year.



TRADITIONAL METAL SPACER

The metal spacer holding the glass panes together can cause damaging condensation and loss of insulation performance in a window.



SST WARM-EDGE SPACER

SST’s structural foam design helps block the path of escaping heat far more efficiently than any other type of spacer. The result: costly conduction of cold air to warm glass and condensation are dramatically reduced.

DELIVERING ENERGY-SAVING PERFORMANCE AND UNCOMPROMISED COMFORT

Energy-engineered for year-round comfort, Preservation Windows utilize the SST spacer to create an ultra-efficient thermal barrier. Many windows are constructed with a metal spacer between the panes to give the glazing unit structural stability. However, these metal edges conduct cold from the outside of your home at a substantially higher rate than the SST foam spacer.

By combining a structural foam spacer with a seal of hot melt butyl to create a “warm” low-conductive edge, the non-metal SST warm-edge design eliminates metal-to-glass contact, increasing glass edge temperatures for greater resistance to conduction and condensation.

The SST foam spacer also helps reduce the subtle movement of the glass panes caused by changes in temperature – helping to prevent seal failure and lessening the stress on the glass panes.

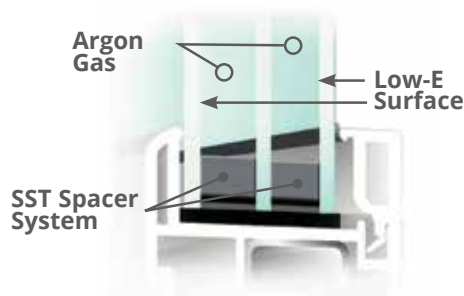
COMPARE FOR YOURSELF – PRESERVATION WINDOWS REALLY DO STACK UP!**

	U-FACTOR	SHGC	VISIBLE LIGHT
STANDARD DOUBLE PANE	0.43	0.55	0.57
ENERGYMAXX 4	0.28	0.28	0.51
ENERGYMAXX 4 ELITE	0.27	0.19	0.45
ENERGYMAXX SC	0.27	0.27	0.44
ENERGYMAXX SC ELITE	0.27	0.19	0.40
ENERGYMAXX 7	0.21	0.24	0.41
ENERGYMAXX 7 ELITE	0.20	0.18	0.36
ENERGYMAXX 7 PRIME	0.19	0.20	0.37
ENERGYMAXX 10	0.17	0.24	0.41
ENERGYMAXX 10 ELITE	0.17	0.18	0.36

**Based on Model 9001 whole window values single-strength glass, no grids.

INCREASE YOUR ENERGY SAVINGS

Our EnergyMaxx insulated glass package combines a state-of-the-art spacer system with the latest in glazing technology to ensure superior energy efficiency, further helping to lower your heating and cooling energy needs and adding value to your home at resale.



SST’S PROVEN ADVANTAGES:

- Double seal system
- More thermally efficient at the edge of glass than windows made with conventional aluminum spacers
- Foam structure offers improved sound absorption compared to metal spacers
- Less conductive than aluminum box spacers
- Reduces the chance of seal failure
- Tested and proven durability

ENERGY-EFFICIENT GLASS PACKAGES

Preservation Windows offer optional high-performance glass packages that combine our SST Warm-Edge Spacer System and low-emissivity (Low-E) glass with argon or krypton gas in dual- or triple-pane insulating glass units. These state-of-the-art windows are ENERGY STAR-qualified and designed to help reduce your energy use year-round..

The EnergyMaxx insulated glass technology in Preservation Windows features multiple layer Low-E glass, the latest advancement in glass coatings. Annealed flat glass is vacuum coated with multiple layers of silver and titanium that combine to create high-efficiency glass with outstanding properties of energy efficiency, UV reflection, clarity, damage reduction and visible light transmittance. The result is added comfort and energy efficiency in both the summer and winter.

ENERGYMAXX 4



EnergyMaxx 4 features a 1" thick (nominal) single-surface, multiple layer vacuum-deposition Low-E insulating glass unit filled with argon gas. It delivers improved performance and is more energy-efficient than standard double-pane glass units.

ENERGYMAXX SC ELITE



EnergyMaxx SC Elite incorporates two panes of multiple layer vacuum-deposition Low-E insulating glass filled with argon gas and provides increased performance and greater energy efficiency than standard double-pane glass units. EnergyMaxx SC Elite's enhanced solar control helps "beat the heat" on hot summer days.

ENERGYMAXX 7




EnergyMaxx 7 is substantially more energy-efficient than standard double-pane glass systems. It combines two panes of multiple layer vacuum-deposition Low-E glass with an interior glass pane and two insulating chambers of argon gas. The result is a triple-pane insulating glass unit that saves substantially more energy than standard insulating glass.

ENERGYMAXX 10



EnergyMaxx 10 is our ultimate glass system – delivering superb performance and energy efficiency when compared to single- or double-paned clear glass units. This technology combines two panes of multiple layer vacuum-deposition Low-E glass with an interior glass pane and two insulating chambers of krypton gas. The result is a triple-pane insulating glass unit that provides ultra-high energy efficiency.



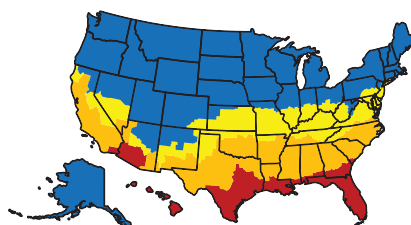
In the summer months, EnergyMaxx helps block unwanted solar heat penetration to reduce the need for air-conditioning use.



During the winter, EnergyMaxx reduces heat loss by reflecting warmth back into your home.



Be sure to ask your Preservation representative about ENERGY STAR® Most Efficient products.



ENERGYMAXX 10 ELITE GLASS PACKAGE

IMPROVING A WINDOW'S WINTER U-FACTOR PERFORMANCE




Standard clear unit,
conventional aluminum
spacer, air fill



EnergyMaxx 10 Elite unit,
SST Spacer, krypton gas fill

The U-Factor (also referred to as U-Value) is a number that represents the rate of heat flow through a glazing system. The lower the U-Factor, the greater a window's resistance to heat flow and the better its insulating value. This performance is critical to homeowners who may experience increased heating conditions not only during the winter months, but late fall and early spring as well. This chart shows that the EnergyMaxx 10 Elite insulated glass unit incorporating multiple panes of multi-layer, low-emissivity (Low-E) glass will outperform the standard double-pane unit.



A SOLUTION FOR PREVENTING UNWANTED SOLAR HEAT GAIN




Standard clear unit,
conventional aluminum
spacer, air fill



EnergyMaxx 10 Elite unit,
SST Spacer, krypton gas fill

The solar heat gain coefficient (SHGC) is a number that represents the fraction of solar radiation admitted through a window, both transmitted and absorbed and subsequently released inward. The lower a window's solar heat gain coefficient, the less solar heat it transmits, which therefore leads to a more comfortable interior of the home. Climates or seasons that rely heavily on air-conditioning will benefit from a window product that displays a lower SHGC. As shown, the EnergyMaxx 10 Elite will outperform the standard double-pane glass unit.



REDUCING UV ENERGY WHILE MAINTAINING THE VISIBLE LIGHT




Standard clear unit,
conventional aluminum
spacer, air fill



EnergyMaxx 10 Elite unit,
SST Spacer, krypton gas fill

Ultraviolet (UV) is an invisible portion of the electromagnetic spectrum and is found in everyday sunlight. These rays are responsible for the fading of carpets, hardwood flooring, fabrics and even paint finishes. Visible light is simply that, the portion of the electromagnetic spectrum that produces light that can be seen. The EnergyMaxx 10 Elite insulated glass unit helps reduce harmful UV rays, while allowing abundant visible light in comparison to a standard clear unit.



Performance numbers based on Model 9001 with EnergyMaxx 10 Elite, standard strength glass and EWC numbers for double clear, non-metal windows. Charts based on Model 9001 whole window values single-strength glass, no grids. Clear single-pane and standard double-pane numbers from EWC.

QUALITY-TESTED, PROVEN PERFORMANCE

LOOK FOR THE PERFORMANCE LABELS

When purchasing new window products, homeowners should make note of two things. The first is the window's performance ratings and the second is if those ratings qualify the product for the ENERGY STAR program.

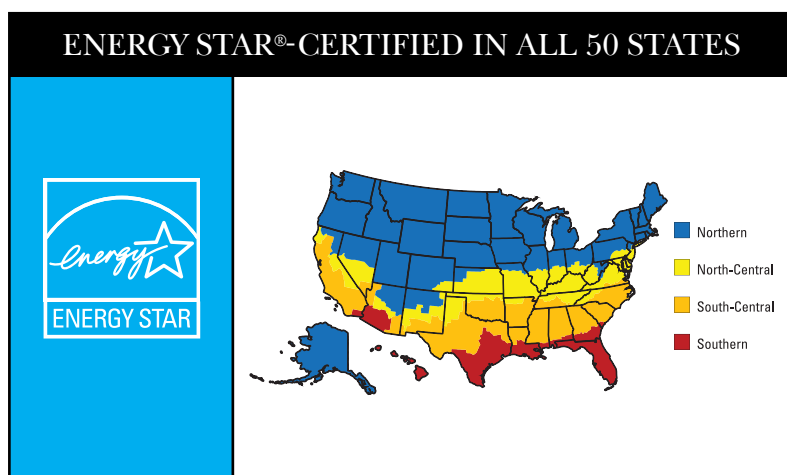
NFRC ENERGY PERFORMANCE RATING

The National Fenestration Rating Council (NFRC) Energy Performance label is designed to help consumers identify a rating or a measurement scale that reflects a window's performance. This will help you compare the energy performance characteristics of window and door products, per different brands and manufacturers.

ENERGY STAR PROGRAM CERTIFICATION

The ENERGY STAR label was created to make it easy – and rewarding – to choose products with high energy efficiency performance ratings for your home. When you see the ENERGY STAR label, you know that this product is a positive choice for energy efficiency, fuel savings and the environment. The program also certifies brand new homes or office buildings as meeting or exceeding the program's higher standards for energy efficiency.

The ENERGY STAR program identifies four different heating and cooling U.S. climate zones. Preservation Windows with EnergyMaxx insulating glass packages are certified in all four zones – all 50 states.



 National Fenestration Rating Council® CERTIFIED	AMI MODEL 9001 – PRESERVATION DOUBLE HUNG CPD# ASO-A-73-12713-00001 SOLID VINYL – WELDED – TRIPLE GLZD 1" TIG, SS LOE2, DBL KRYPTON, SST	
ENERGY PERFORMANCE RATINGS		
U-Factor 0.17 (U.S./I-P)	0.97 (Metric/SI)	Solar Heat Gain Coefficient 0.24
ADDITIONAL PERFORMANCE RATINGS		
Visible Transmittance 0.41	Air Leakage ≤ 0.30 (U.S./I-P) 1.50 (Metric/SI)	
Manufacturer stipulates that these ratings conform to applicable NFRC procedures for determining whole product performance. NFRC ratings are determined for a fixed set of environmental conditions and a specific product size. NFRC does not recommend any product and does not warrant the suitability of any product for any specific use. Consult manufacturer's literature for other product performance information. www.nfrc.org		

U-FACTOR

Most critical during heating seasons, the lower the U-Factor, the greater a window's resistance to heat flow. U-Factor ratings usually fall between 0.17 and 1.00, with a lower U-Factor indicating that your furnace won't need to run as much, helping to conserve on heating costs.

SOLAR HEAT GAIN COEFFICIENT

Most critical during cooling seasons, a lower Solar Heat Gain Coefficient (SHGC) means that less solar radiation is being admitted through your windows. Often indicated by a number between 0 and 1, a lower SHGC can help reduce your air-conditioning needs.

VISIBLE TRANSMITTANCE

Most often displayed as a number between 0 and 1, Visible Transmittance (VT) measures the amount of visible light transmitted through a window. More specifically, VT is the portion of the electromagnetic solar spectrum that produces light that can be seen by the human eye. The higher the VT, the more visible daylight will brighten the interior of your home.

The above U-Factor, SHGC and VT performance information is based on whole window values.

DID YOU KNOW . . .

An average household spends **more than 40%** of its energy spending on heating and cooling costs.⁶ Making your home more weathertight with energy-efficient windows can help reduce costly energy loss. Preservation Windows are available with a variety of EnergyMaxx insulating glass packages that can be tailored to meet the needs of your home's climate conditions and area of the country.



INNOVATIVE GLASS OPTIONS

CLARITYONE GLASS FOR BEAUTIFULLY CLEAN WINDOWS

ClarityOne *Low-Maintenance Glass*

Why spend your time washing windows? ClarityOne Glass keeps your Preservation Windows clean longer than windows with ordinary glass. That's because ClarityOne is specially treated to create a super smooth surface that allows water to bead, and remains highly effective after months of normal use. This glass is available on all Preservation Windows, so sit back and enjoy the view . . . the difference is clear!

PROTECT YOUR HOME'S INTERIOR WITH SOLAR CONTROL GLASS

Nothing brightens a room like natural light. It makes us feel good to let the sunshine in. But the light we love can fade our surroundings, such as carpets, drapes, pictures and furniture. The fading is a result of a photochemical process that is a combination of the level of visible light in a room, the heat it generates, and the strength of both the infrared and ultraviolet radiation. EnergyMaxx 7 Elite and EnergyMaxx 10 Elite insulated glass packages provide a high level of photochemical damage resistance to the interior of your home and conserve energy, too.



ENERGYMAXX GLASS INCORPORATES SPECIALLY FORMULATED COATINGS THAT REPEL THE SUN'S HEAT AND DAMAGING RAYS IN SUMMER AND REFLECT YOUR HOME'S HEAT BACK INTO THE ROOM IN WINTER



OUR GLASS OPTIONS ARE

DESIGNED WITH TODAY'S

HOMEOWNERS IN MIND.

MERGING ADVANCED

GLASS TECHNOLOGY WITH

MODERN PRACTICALITY,

THESE GLASS INNOVATIONS

WILL FURTHER ENHANCE

THE PERFORMANCE OF

YOUR WINDOWS.



DOUBLE-HUNG WINDOWS

The traditional design of Preservation Double-Hung Windows makes them the perfect choice for homeowners who want timeless style. They combine functional beauty, balanced daylighting and an array of decorative options that allow you to enhance your home with simplicity and ease.



Both sashes tilt in for easy and convenient cleaning from inside your home (above right). All Preservation Windows are available with a ClarityOne glass package – glass that's easier to clean and stays clean longer.

TRADITIONAL BEAUTY

- Equal sightlines
- Coved glazing beads
- Beveled exterior masterframe

SUPERIOR ENERGY EFFICIENCY


- Double-glazed 1" thick (nominal) insulating glass unit with SST warm-edge spacer
- Optional EnergyMaxx high-performance glass packages
- ProgressiveEfficiency carbonized polystyrene foam enhancement in sashes and masterframe
- TrueCapture sloped sill
- Heavy-duty weatherstripping

MAINTENANCE FREEDOM AND EASE OF USE

- Origin II premium extruded vinyl never needs painting or staining
- Both sashes tilt in for easy cleaning
- EvenForce block and tackle balances ensure smooth operation for raising and lowering the sashes
- Optional ClarityOne low-maintenance glass

OUTSTANDING STRENGTH AND DURABILITY

- IntegraWeld fusion welding
- Maxum33 fiberglass sash reinforcement
- Heavy-duty locking and operating hardware
- Dual locks on all windows 29" or wider
- Lifetime Limited, Transferable Warranty – including glass breakage*



Sash meeting rails feature internal Maxum33 fiberglass lineal reinforcement.



Low-profile cam-action lock is available in a variety of colors and finishes.



Contoured tilt latches and sash vent stops.

SLIDING WINDOWS

These windows present the best of both worlds by combining exquisite form with effortless function. You'll appreciate the sleek, clean-line design and easy-to-operate fingertip control.



Preservation Sliding Windows with a woodgrain interior finish add warmth and beauty to any room. (Shown above right in white with contoured colonial grids.)

TRADITIONAL BEAUTY

- Equal sightlines
- Coved glazing beads
- Beveled exterior masterframe

SUPERIOR ENERGY EFFICIENCY

- Double-glazed 1" thick (nominal) insulating glass unit with SST warm-edge spacer
- Optional EnergyMaxx high-performance glass packages
- ProgressiveEfficiency carbonized polystyrene foam enhancement in sashes and masterframe
- Heavy-duty weatherstripping and weatherseals

MAINTENANCE FREEDOM AND EASE OF USE

- Origin II premium extruded vinyl never needs painting or staining
- Both sashes lift out for easy cleaning⁷
- Sashes slide horizontally on an easy-glide brass roller system
- Optional ClarityOne low-maintenance glass

OUTSTANDING STRENGTH AND DURABILITY

- IntegraWeld fusion welding
- Maxum33 fiberglass sash reinforcement
- Heavy-duty locking and operating hardware
- Dual locks on all windows 29" or taller
- Lifetime Limited, Transferable Warranty – including glass breakage*



Each sliding window operating sash features two sets of solid-brass tandem rollers to ensure smooth, effortless window operation.



Sash vent stops allow fresh airflow.





CASEMENT WINDOWS

A focal point of any room, casement windows have a time-honored design with a fold-away crank handle that gently glides the sash open. We've added state-of-the-art performance to their traditional beauty to bring new levels of elegance and energy efficiency.



Add a unique appeal and a bold new look to every room in your home with Preservation Casement Windows. Choose from white, taupe or a variety of woodgrain interior finishes.

TRADITIONAL BEAUTY

- Coved glazing beads
- Beveled exterior masterframe

SUPERIOR ENERGY EFFICIENCY

- Double-glazed 1" thick (nominal) insulating glass unit with SST warm-edge spacer
- Optional EnergyMaxx high-performance glass packages
- ProgressiveEfficiency carbonized polystyrene foam enhancement in sashes and masterframe
- Heavy-duty weatherstripping and weatherseals

MAINTENANCE FREEDOM AND EASE OF USE

- Origin II premium extruded vinyl never needs painting or staining
- Heavy-duty stainless steel hinge system
- Optional ClarityOne low-maintenance glass

OUTSTANDING STRENGTH AND DURABILITY

- IntegraWeld fusion welding
- Stainless steel multiple-point locking and operating hardware
- Lifetime Limited, Transferable Warranty – including glass breakage*



Fold-away crank handle won't interfere with blinds or curtains.



Functional and durable stainless steel operating mechanism.



Single-lever locking handle.

AWNING WINDOWS

Opening up and out, awning windows combine easily with other window styles for greater design options. Along with their contemporary aesthetic, the high-performance construction ensures enduring beauty and reliable operation season after season, year after year.



Totally revamp and enhance the look of any room with the addition of Preservation Awning Windows. They beautifully combine with fixed picture windows to let the fresh air in while keeping inclement weather out.

TRADITIONAL BEAUTY

- Coved glazing beads
- Beveled exterior masterframe

SUPERIOR ENERGY EFFICIENCY

- Double-glazed 1" thick (nominal) insulating glass unit with SST warm-edge spacer
- Optional EnergyMaxx high-performance glass packages
- ProgressiveEfficiency carbonized polystyrene foam enhancement in sashes and masterframe
- Heavy-duty weatherstripping and weatherseals

MAINTENANCE FREEDOM AND EASE OF USE

- Origin II premium extruded vinyl never needs painting or staining
- Heavy-duty stainless steel hinge system
- Dual locking handles
- Optional ClarityOne low-maintenance glass

OUTSTANDING STRENGTH AND DURABILITY

- IntegraWeld fusion welding
- Stainless steel multiple-point locking and operating hardware
- Dual cam-action jamb locks
- Lifetime Limited, Transferable Warranty – including glass breakage*



Dual locking system on each side of the window seals the window tightly closed.



Sturdy stainless steel hinge system for trouble-free operation.





BAY, BOW AND BOX WINDOWS

Nothing else can match the beauty and understated elegance of these very distinctive window styles. The generous depth of the window design creates the feeling of a larger interior space, while expanding your outdoor view. They are also expertly crafted to help reduce energy loss and enhance your indoor comfort.



The extended box window adds a new dimension to this traditional dining area (above right).

TRADITIONAL BEAUTY

- Fusion-welded vinyl masterframe and sash corners
- Wide selection of interior hardwood casings and trim
- Copper or painted aluminum roof clad kit

SUPERIOR ENERGY EFFICIENCY

- Insulated glass unit with double-strength glass and warm-edge spacer system
- Optional EnergyMaxx high-performance glass packages
- Optional 3" or 5" high-density foam insulated seatboard

MAINTENANCE FREEDOM AND EASE OF USE

- Premium vinyl windows never need painting or staining
- Optional easy-care interior laminates in solid colors or woodgrains
- Highly durable solid surface seatboard options

OUTSTANDING STRENGTH AND DURABILITY

- Solid wood mullions for increased structural integrity
- Protective internal sill pan component
- Heavy-duty turnbuckle hanging system
- Lifetime Limited, Transferable Warranty for each window in the bay/bow assembly; 10-year coverage for the bay/bow window unit itself*

EXTENDED BOX WINDOW

- Solid construction features 1-1/4" Oak or Birch furniture-grade hardwood veneer
- Exterior projection options of 7", 9" or 11"
- Configurations available up to 6' in height
- Available in 1-, 2- and 3-lite models

NATURAL INTERIOR FINISHES

Choose from an Oak or Birch/Maple furniture-grade hardwood veneer to complement your window selection. These veneers are standard on the head, jamb and seatboard of your bay or bow frame and may be finished with your own paint or stain.⁸



OAK



BIRCH/MAPLE

INTERIOR LAMINATE FINISHES


Match your window's solid color or woodgrain finish with an optional matching head, jamb and seatboard laminate.

SOLID SURFACE SEATBOARD

Recessed within the seatboard area, this resilient solid surface offers an elegant finishing touch to any bay or bow window unit.



NATURAL
WHITE



BONE



CHEZ
LINEN



PARTHENON

GARDEN WINDOWS

The Preservation Garden Window creates an infusion of natural light and lets you enjoy the pleasure of gardening all year long. The deep 17" seatboard offers a generous area for an array of plants or other interior accents..



A weathertight insulating glass unit allows the Preservation Garden Window to invite the outdoors inside without sacrificing comfort.

TRADITIONAL BEAUTY

- Elegant lines match traditional, transitional or contemporary architecture
- Deep seatboard and glass shelf provide extra room for plants and flowers

SUPERIOR ENERGY EFFICIENCY

- Double-glazed 1" thick (nominal) insulated glass unit for increased energy efficiency
- Optional EnergyMaxx high-performance glass packages
- Casement locking system tightly seals operating windows
- Heavy-duty weatherstripping and weatherseals

MAINTENANCE FREEDOM AND EASE OF USE

- Origin II premium extruded vinyl never needs painting or staining
- Heavy-duty stainless steel hinge system
- Optional ClarityOne low-maintenance glass

OUTSTANDING STRENGTH AND DURABILITY

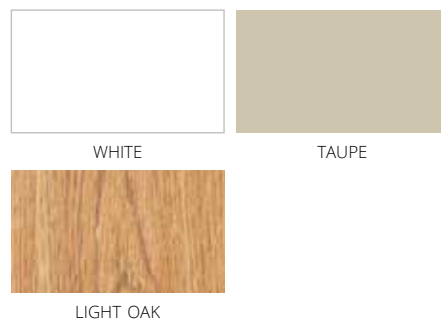
- IntegraWeld fusion welding
- Insulated sloping sky pane is tempered for improved safety
- Lifetime Limited, Transferable Warranty – including glass breakage*



Preservation Garden Windows feature easy-to-reach operating and locking hardware.

INTERIOR FINISHES

Choose a White or Taupe interior finish for your garden window. An optional natural Light Oak finish is also available.



GLASS SHELVING

Preservation Garden Windows may be ordered with one or two glass shelves to suite your preference.





ILLUMINATIONS® FRENCH-STYLE SLIDING PATIO DOOR

Traditional French-style doors are a popular choice but require a considerable amount of space to operate. Our Preservation French-Style Sliding Patio Door captures the same authentic “French door” elegance in a floor space-saving design.

AUTHENTIC FRENCH DOOR CHARACTER AND CHARM

1. Premium vinyl masterframe and sash extrusions are colored throughout – won't chip, peel, crack or warp and never need to be painted.
2. Masterframe and sash feature a double-wall design and multi-chambered construction for outstanding strength and thermal protection.
3. Dual internal/external weatherstripping on the sash enhances energy efficiency and performance.
4. 5" top rail, 7" bottom rail and 3" side rails feature mortised joints for added strength and authentic “French door” charm.
5. 1" thick (nominal) insulated glass unit with the SST Warm-Edge Spacer System promotes energy conservation year-round.
6. Steel reinforcements at the interlocks and lock rails increase strength, rigidity and structural integrity.
7. Contoured glazing bead adds visual interest and beauty.
8. Precision-engineered tandem roller system ensures quiet and easy operation of the door panel.
9. Masterframe joints incorporate closed-cell foam gaskets for superior sealing.

ADDITIONAL FEATURES

- Deep interlocks with a protective bulb weatherstrip deliver increased insulation and a tight seal.
- Masterframe includes interior and exterior accessory grooves for installation and design versatility.
- Multi-point locking system with strong steel hook design seals the door tightly closed and helps prevent energy loss.
- Interlock incorporates a built-in, anti-lift feature to impede door panel removal when closed or locked.
- Stainless steel roller track helps eliminate the possibility of unsightly dark residue and wearing typical of aluminum tracks.
- Heavy-duty extruded aluminum screen features four adjustable rollers for smooth gliding.
- Available in a 2-panel style in 5', 6', 8' and Wisconsin-style widths; 3-panel styles in 9' and 12' widths; and a 4-panel style in a 12' width with center panels that open to each side.
- Choose a left or right moving panel – left moving panel is standard (outside looking in); not field reversible.
- Backed by a Lifetime Limited Warranty.*

PATIO DOOR OPTIONS

- ENERGY STAR-certified EnergyMaxx insulated glass package options.
- Tandem rollers available with stainless steel housing and bearings for harsh environments.
- Integrated mini blinds on select patio doors offer convenient sunlight and privacy control.
- Interior ventilation foot lock allows convenient yet limited opening of the door for airflow.
- Keyed exterior lock offers convenient access from outside the home.
- Decorative grid patterns for enhanced beauty.



FRENCH-STYLE PATIO DOOR
GLASS PERFORMANCE COMPARISON†

	U-FACTOR	SHGC
CLEAR DOUBLE PANE	0.41	0.52
ENERGYMAXX SC	0.26	0.26
ENERGYMAXX 4	0.26	0.27
ENERGYMAXX 4 ELITE	0.26	0.19
ENERGYMAXX 7	0.20	0.24
ENERGYMAXX 7 PRIME	0.18	0.21
ENERGYMAXX 10	0.16	0.24

†Based on Model 9402 whole door values, double-strength glass.

ILLUMINATIONS

CLASSIC- AND CONTEMPORARY-STYLE SLIDING PATIO DOORS

Featuring generous 5" rails and sleek 3" rails, respectively, our Preservation Classic- and Contemporary-Style Sliding Patio Doors merge enduring beauty with a tough, high-endurance construction.

SUBTLE ELEGANCE WITH ARCHITECTURAL APPEAL

1. Premium vinyl masterframe and sash extrusions are colored throughout – won't chip, peel, crack or warp and never need to be painted.
2. Masterframe and sash feature a double-wall design and multi-chambered construction for outstanding strength and thermal protection.
3. Dual internal/external weatherstripping on the sash enhances energy efficiency and performance.
4. Classic-Style's ample 5" sash rails with mitered and fusion-welded joints provide traditional beauty as well as added strength and durability.
5. 1" thick (nominal) insulated glass unit with the SST Warm-Edge Spacer System promotes energy conservation year-round.
6. Steel reinforcements at the interlocks and lock rails increase strength, rigidity and structural integrity.
7. Contoured glazing bead adds visual interest and beauty.
8. Precision-engineered tandem roller system ensures quiet and easy operation of the door panel.
9. Masterframe joints incorporate closed-cell foam gaskets for superior sealing.

ADDITIONAL FEATURES

- Deep interlocks with a protective bulb weatherstrip deliver increased insulation and a tight seal.
- Masterframe includes interior and exterior accessory grooves for installation and design versatility.
- Multi-point locking system with strong steel hook design seals the door tightly closed and helps prevent energy loss.
- Interlock incorporates a built-in, anti-lift feature to impede door panel removal when closed or locked.
- Stainless steel roller track helps eliminate the possibility of unsightly dark residue and wearing typical of aluminum tracks.
- Heavy-duty extruded aluminum screen features four adjustable rollers for smooth gliding.
- Available in a 2-panel style in 5', 6', 8' and Wisconsin-style widths; 3-panel styles in 9' and 12' widths; and a 4-panel style in a 12' width with center panels that open to each side.
- Choose a left or right moving panel – left moving panel is standard (outside looking in); not field reversible.
- Backed by a Lifetime Limited Warranty.*

PATIO DOOR OPTIONS

- ENERGY STAR-certified EnergyMaxx insulated glass package options.
- Tandem rollers available with stainless steel housing and bearings for harsh environments.
- Integrated mini blinds on select patio doors offer convenient sunlight and privacy control.
- Interior ventilation foot lock allows convenient yet limited opening of the door for airflow.
- Keyed exterior lock offers convenient access from outside the home.
- Decorative grid patterns for enhanced beauty.



The Contemporary-Style symmetrical 3" sash rails with mitered and fusion-welded joints provide enhanced aesthetic appeal as well as added strength and durability (above inset).

CLASSIC-STYLE PATIO DOOR GLASS PERFORMANCE COMPARISON^{††}

	U-FACTOR	SHGC
CLEAR DOUBLE PANE	0.40	0.49
ENERGYMAXX SC	0.26	0.24
ENERGYMAXX 4	0.26	0.26
ENERGYMAXX 4 ELITE	0.26	0.19
ENERGYMAXX 7	0.20	0.22
ENERGYMAXX 7 PRIME	0.18	0.21
ENERGYMAXX 10	0.17	0.22

^{††}Based on Model 9402 whole door values, double-strength glass.





DESIGNER COLOR COLLECTION

Open your windows to a world of design possibilities. From dramatic and daring to simple and sublime, Preservation Windows and Patio Doors inspire your personal touch with gorgeous and durable color combinations. Our exquisite palettes let you add a deep, luxurious hue to accentuate your home's exterior, while featuring an elegant woodgrain to complement your interior décor. Whether you prefer a subtle design or visual richness with contrasting colors, our innovative collection will take your windows from functional to fabulous.


EXTERIOR COLORS

Our architecturally coordinated exterior colors are achieved with a cutting-edge polyurethane coating technology incorporating heat-reflective pigments to ensure a remarkably strong, fade-resistant and highly weatherable finish that's easy to clean. This innovative color offering beautifully merges traditional appeal with modern practicality.



INTERIOR WOODGRAINS AND COLORS

Interior woodgrain laminate finishes are performance-engineered for outstanding durability that maintains its attractive appearance over the life of the product. The beautiful quality will refine your home with the simple elegance of easy living.




*Extruded solid color.

** White Woodgrain is available with a Taupe base only.

WINDOW GRID OPTIONS

GRID PATTERNS


A decorative grid pattern will further customize the appearance of your windows and patio doors. First, select a grid pattern from one of our five styles, then choose a grid profile to create your ideal finished look.




TRADITIONAL COLONIAL




DIAMOND



CRAFTSMAN⁹



SINGLE PRAIRIE



DOUBLE PERIMETER

INTERIOR GRIDS

Traditional “flat” grids and contoured grids, featuring a modeled “cut-wood” look, are available in complementary colors and matching woodgrains. All grids are enclosed within the insulated glass unit.



TRADITIONAL WHITE¹⁰




CONTOURED
WHITE¹¹



TRADITIONAL TAUPE¹⁰



CONTOURED
TAUPE¹¹



CONTOURED
RICH MAPLE



CONTOURED
LIGHT OAK



CONTOURED
DARK OAK



CONTOURED
FOXWOOD



CONTOURED
CHERRY

V-GROOVED CUT GLASS

Preservation Windows are also available with polished V-grooved cut glass in Colonial, Diamond and Single Prairie patterns. These glass styles are an ideal way to add subtle elegance to any home without obstructing the view.




POLISHED GRID



COLONIAL



DIAMOND



SINGLE PRAIRIE

SIMULATED DIVIDED LITES¹²

A beautiful replica of “true divided lites,” our Simulated Divided Lites feature grids affixed to the interior and exterior of the window. Shadow bars between the panes enhance the dimensional appearance for a charming, handcrafted aesthetic.



1-1/4" WITH MILL
FINISH SHADOW BAR



7/8" WITH MILL
FINISH SHADOW BAR

HARDWARE FINISH OPTIONS

OPTIONAL LOCK FINISHES

Preservation window locks are available in standard White and Taupe. Optional finishes are Bright Brass, Antique Brass, Oil Rubbed Bronze, Bright Chrome and Satin Nickel.



BRIGHT BRASS



ANTIQUE BRASS



OIL RUBBED BRONZE



BRIGHT CHROME



SATIN NICKEL

OPTIONAL OPERATING HANDLE FINISHES

Preservation casement handle hardware is available in Bright Brass, Antique Brass, Oil Rubbed Bronze, Bright Chrome and Satin Nickel, along with White and Taupe.



BRIGHT BRASS



ANTIQUE BRASS



OIL RUBBED BRONZE



BRIGHT CHROME



SATIN NICKEL

OPTIONAL PATIO DOOR HANDLE FINISHES

The gracefully contoured handle on our French-Style Sliding Patio Door includes a top lock for added resistance.



WHITE



TAUPE



BRIGHT BRASS



ANTIQUE BRASS



OIL RUBBED
BRONZE



BRIGHT CHROME



SATIN NICKEL

Our Classic-Style and Contemporary-Style Sliding Patio Doors feature a popular handle design with a thumb latch.



WHITE



TAUPE



BRIGHT BRASS



ANTIQUE BRASS



OIL RUBBED
BRONZE



BRIGHT CHROME



SATIN NICKEL

⁹Available in operating and fixed-lite casement windows only.

¹⁰Available in Light Oak, Dark Oak and Cherry.

¹¹Standard on exterior color-finished windows.

¹²Shadow bars are not included or available with triple-pane glass packages.



FOR YOUR HOME OF DISTINCTION

Perhaps your home renovation plans include more than windows. Preservation offers a full selection of premium siding to meet your every need. Tested and certified to national standards, Preservation products are backed by over seven decades of industry expertise and unsurpassed customer service.



PRESERVATION®
PRESERVATIONCOLLECTION.COM

**CUSTOM-CRAFTED IN
AMERICA**

©2023 Associated Materials, LLC. 3773 State Road, Cuyahoga Falls, Ohio 44223. Trademarks mentioned in this document are the property of Associated Materials, its affiliates, or their respective owners. ENERGY STAR is a U.S. registered trademark. *See printed warranty for complete details. For a copy of the written product warranty please visit <https://www.preservationcollection.com/support/window-warranty/> or contact your Preservation Dealer. Limited warranty does not apply to damage caused by faulty or improper installation, or causes outside of Associated Materials' control. ¹Not all products meet ENERGY STAR Most Efficient. ²See your Preservation Dealer for additional information regarding any questions you might have, or any assertions herein, concerning energy efficiency or savings. Energy savings will vary. Energy savings assume proper installation and use. Not all products are ENERGY STAR-certified. ³www.vinylinfo.org/uses/building-and-construction/ (accessed 7-28-23). ⁴Insulated glass (IG) units that require capillary tubes may experience some argon gas depletion. ⁵Full screens are standard on exterior color-finished windows. ⁶www.energy.gov/eere/why-energy-efficiency-upgrades/ (accessed 7-28-23). ⁷Sashes on larger sliding windows may be difficult to lift out due to weight. ⁸All wood components require proper prep of the hardwood prior to painting or staining in order for the wood surface to accept the paint or stain. Failure to follow the published finishing procedures may result in an unsightly finish. It is imperative that your new bay or bow window is sealed and finished properly within the first 30 days after installation. Failure to properly finish and seal all of the wood components may cause the wood to fade, swell, warp, or develop other defects that would not be covered under your normal product warranty. Colors may be slightly different from their appearance in this brochure. Make final color selections using actual product samples. **WARNING:** Screen will not stop child from falling out window. Keep child away from open window. The only purpose of the screen is reduce the infiltration of insects. Due to product changes, improvements and other factors, Associated Materials reserves the right to change or delete information contained herein without prior notice. Specifications subject to change. Printed in USA. 08/23 2M/OP 75-8100-01